

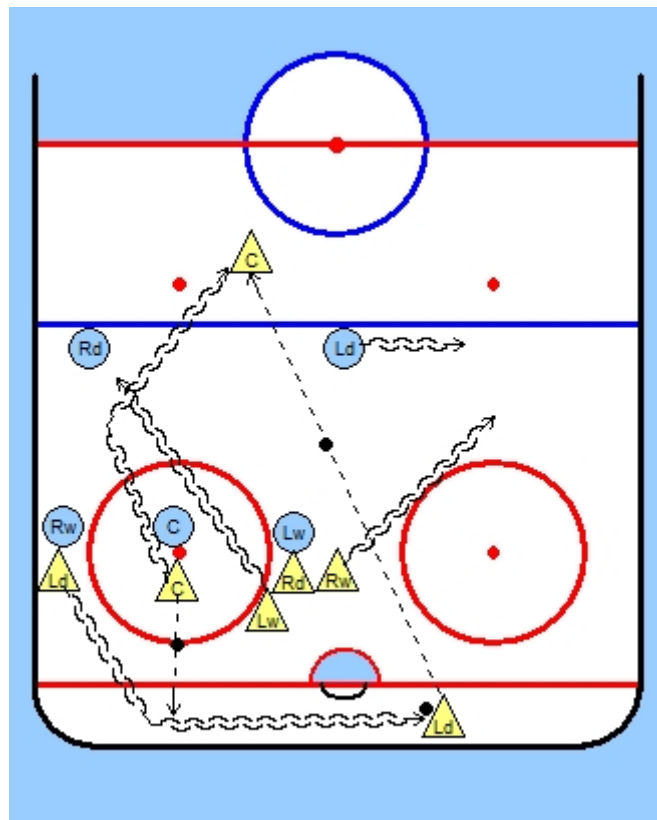


“Sometimes we can catch their defencemen flat footed and playing too wide or too narrow or too tight at our blue line”

DEFENSIVE ZONE – FACEOFF WINS – 7 PLAYS

1. Centre Fly

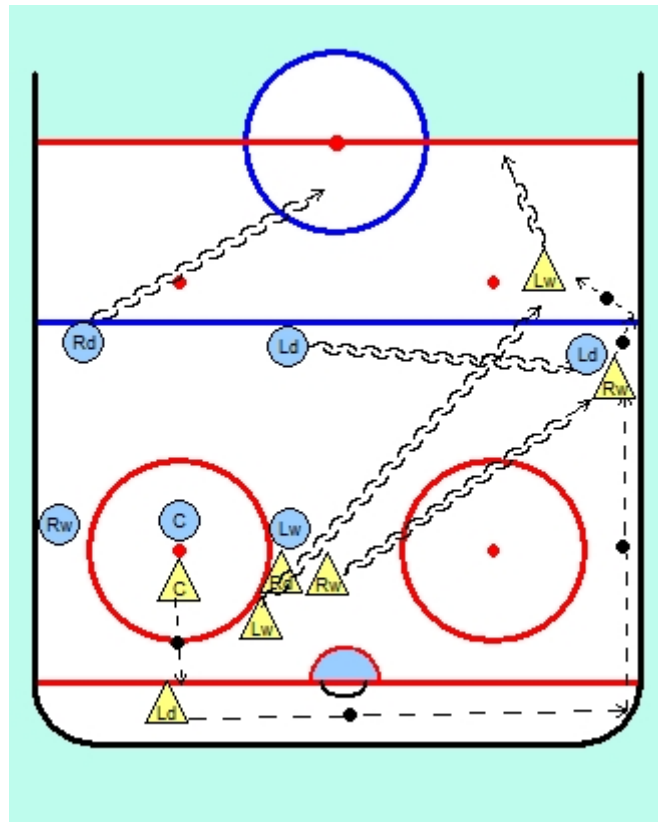
- Line up as in the diagram below (yellow)
- Our centre draws the puck back to our LD who is behind our centre or coming off the wall
- Our RW upon seeing a face off win skates hard to high on the weak side boards drawing their LD over to cover him
- Our LW skates hard at their RD to hold him there
- Our LD carries the puck behind and just past our net
- Our centre slides past their centre and skates hard in between their 2 D into the neutral zone
- Our LD makes a hard fast pass to our centre or alley-oops the puck high into the neutral zone over their D’s heads for our centre to pick up





2. High Reverse Rim

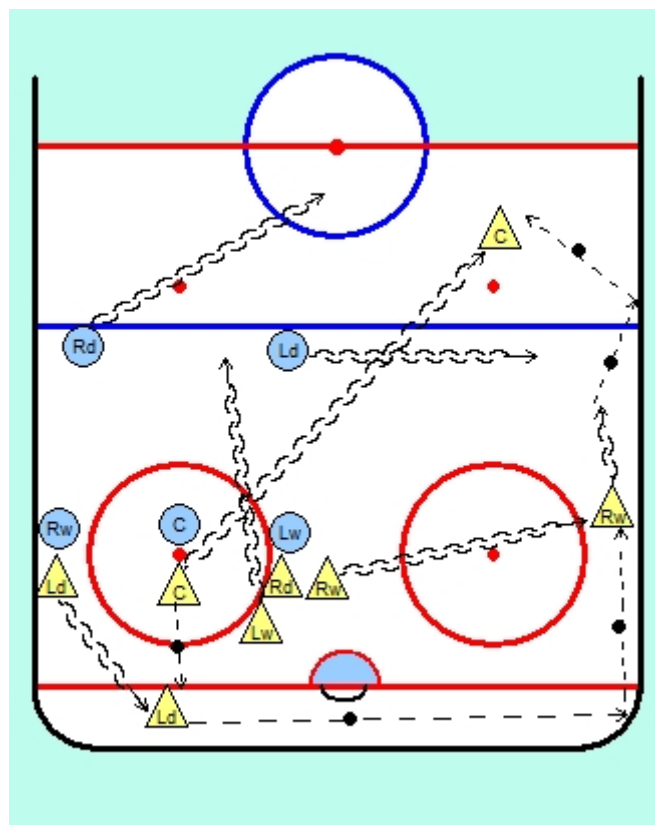
- Line up as in the diagram below (yellow)
- Our centre draws the puck back to our LD who is behind our centre or coming off the wall
- Our RW upon seeing a face off win skates hard to high on the weak side boards
- Our LD rimes the puck around the net to our RW who should expect their LD to pinch and tray to stop him
- Our RW anticipating this chips high off the boards or glass as the puck arrives to our centre coming hard into the neutral zone
- Our LW goes hard up the middle of the ice





3. Low Reverse Rim

- Line up as in the diagram below (yellow)
- Our centre draws the puck back to our LD coming off the wall
- Our RW upon seeing a face off win skates hard to the mid weak side boards
- Our LD rims the puck around the net to our RW who should expect their LD to pinch and try to stop him
- Our RW anticipating this chips high off the boards or glass to our centre coming hard into the neutral zone
- Our LW goes hard up the middle of the ice



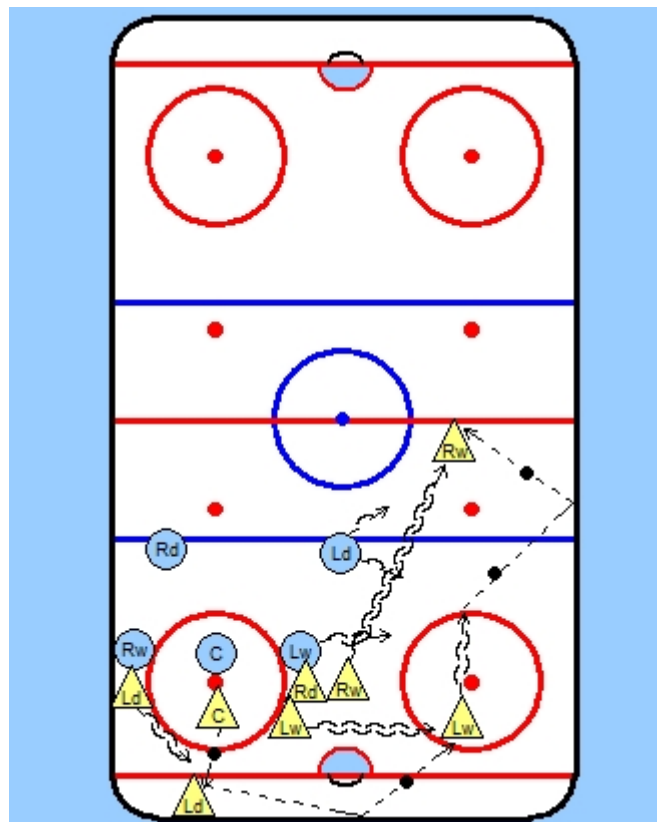


4. Indirect Pass to Weak Side Winger

Line up with our left defenceman at the boards in the left winger's position.

After we win the draw back, our left defenceman indirect passes the puck to our left winger who has skated quickly past the weak side of the net as shown in the diagram below as soon as he has seen the faceoff has been won back cleanly.

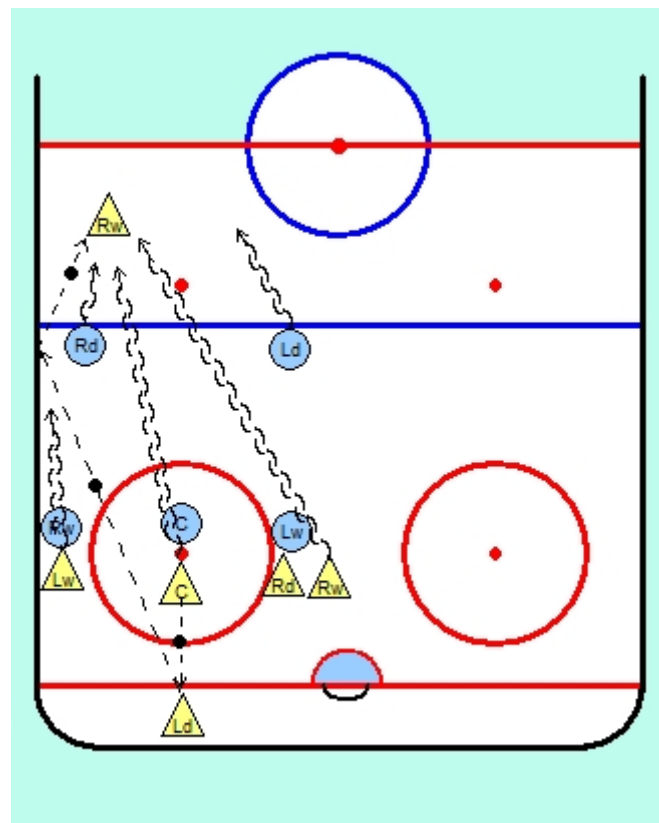
Our right winger goes hard to their left defenceman as usual and if the pass to our left winger from our left defenceman is successful our left winger can skate hard up ice and if challenged by their left winger or their left defenceman, our left winger can indirect pass to our right winger in the neutral zone.





5. Strongwall

- Line up as in the diagram below (yellow)
- Our centre draws the puck back to our LD who is behind our centre or coming off the wall
- Our LW and RW upon seeing a face off win skates hard to high on the strong side boards and out over the blueline
- Our centre joins our wingers
- Our LD shoots the puck high off the glass around the blueline past their RD or alley-oops the puck into the neutral zone on the strong side for one of our players to pick up as we will outnumber them in the neutral zone
- This play works particularly well on a small surface where the neutral zone and defensive zone are small and it is difficult to execute a passing play along the ice



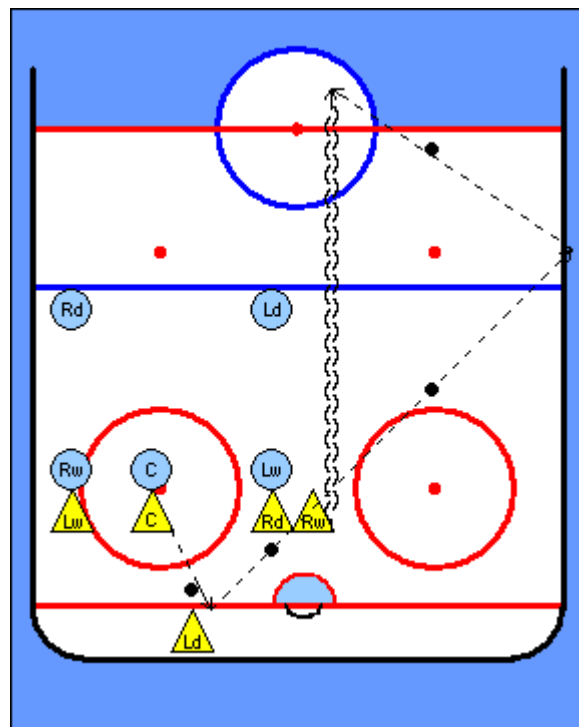


6. Winger Fly Indirect Stretch Pass

Line up as usual with one winger and one defenceman shoulder to shoulder with their players. Our centre will try to draw the puck back to our defenceman in our corner while our right winger in the diagram below (in yellow) at the drop of the puck takes off full speed straight up the ice past their left defenceman. Our defenceman fires the puck hard off the boards in front of our net if there is a clear passing lane to around our blue line, so that the puck bounces indirectly off the boards to our right winger who could have a breakaway if their defencemen are caught flat footed.

If our centre loses the draw our right winger must adapt quickly and cover their left defenceman.

Usually in our own end we play defensively but if we are behind in the game and need to take a higher risk to score, this is a play we might try.





7. Winger Up The Middle

Line up as in the diagram below with our left defenceman (yellow) in the left winger's usual position and our left winger in our corner behind our centre.

Our centre will try to tie up their centre and leave the puck free in the faceoff circle for our left winger to pick up in full speed and catch their players standing still. If there is no clear opening for our winger with the puck he can simply shoot it out. Our right winger goes hard towards their left defenceman as usual, but if our left winger has the puck they can break out of our zone together.

If our centre loses the draw our left winger must adapt quickly and cover their right defenceman as he would usually do if he were lined up in his left wing position close to the boards.

Usually in our own end we play defensively but if we are behind in the game and need to take a higher risk to score, this is a play we might try.

